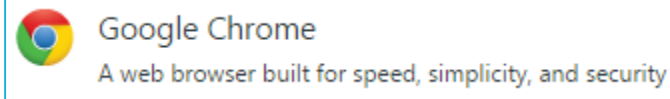
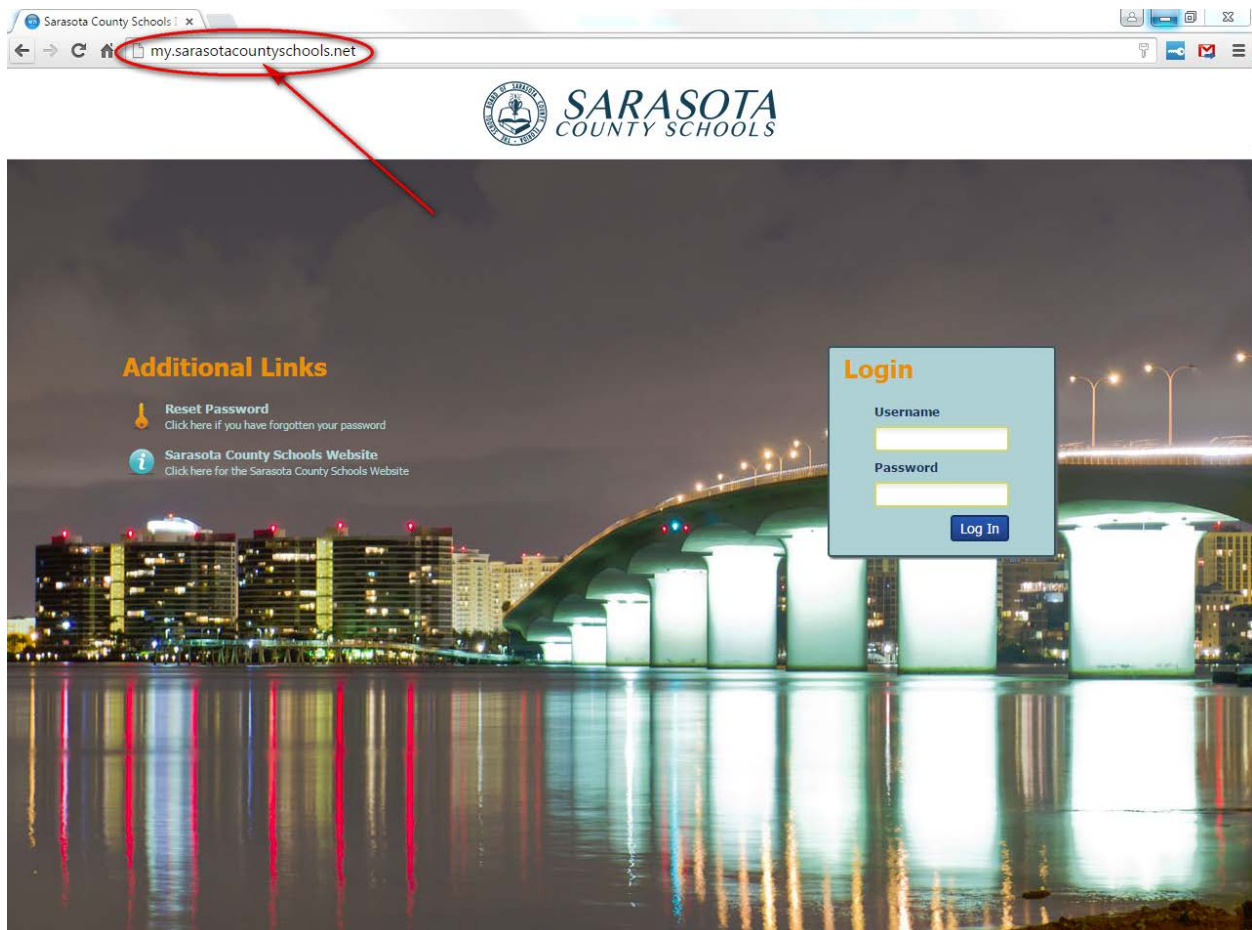

HOW TO ACCESS STUDENT TEXTBOOKS

1. Open your browser — Google Chrome is recommended (Click the icon below if you need to download the Google Chrome Browser)




2. Open the MY.SCS website. To get there, type “my.sarasotacountyschools.net” into the address bar on the browser.



The screenshot shows a web browser window with the address bar containing the URL my.sarasotacountyschools.net, which is circled in red. Below the browser is the website header for SARASOTA COUNTY SCHOOLS. The main content area features a background image of a city skyline at night with a bridge. On the left, there is an 'Additional Links' section with two links: 'Reset Password' and 'Sarasota County Schools Website'. On the right, there is a 'Login' form with fields for 'Username' and 'Password', and a 'Log In' button.



3. Next the student must log into the site using the student's N# as the Username and their Pin # as the Password.

Sarasota County Schools | x
my.sarasotacountyschools.net

 **SARASOTA**
COUNTY SCHOOLS

Enter the student's unique N# and Pin here
(Example provided)

Additional Links

-  **Reset Password**
Click here if you have forgotten your password
-  **Sarasota County Schools Website**
Click here for the Sarasota County Schools Website

Login

Username
N123456

Password

Log In

4. Student Textbooks are located on the “Textbooks” workspace. Click “Textbooks” at the bottom right of the page to access that workspace.

Sarasota County Schools Instructional Improvement System

Click here to see the "Textbooks" workspace.*
*Each student's workspace may look different.

My Home My Tiles Account Instruction Productivity Reports Textbooks