

Sarasota County Schools

Suncoast Polytechnical High School



2016-17 School Improvement Plan

Suncoast Polytechnical High School

4650 BENEVA RD, Sarasota, FL 34233

www.sarasotacountyschools.net/suncoastpolytechnical

School Demographics

School Type and Grades Served (per MSID File)	2015-16 Title I School	2015-16 Economically Disadvantaged (FRL) Rate (As Reported on Survey 3)
High School 9-12	No	37%
Primary Service Type (per MSID File)	Charter School	2015-16 Minority Rate (Reported as Non-white on Survey 2)
K-12 General Education	No	25%

School Grades History

Year	2015-16	2014-15	2013-14	2012-13
Grade	A	A*	A	A

**Informational Baseline School Grade*

Note: The school grades calculation was revised substantially for the 2014-15 school year to implement statutory changes made by the 2014 Legislature and incorporate the new Florida Standards Assessments. The 2014-15 school grades serve as informational baseline data that schools can use to improve in future years.

School Board Approval

This plan is pending approval by the Sarasota County School Board.

SIP Authority and Template

Section 1001.42(18), Florida Statutes, requires district school boards to annually approve and require implementation of a school improvement plan (SIP) for each school in the district.

The Florida Department of Education (FDOE) SIP template meets all statutory and rule requirements for traditional public schools and incorporates all components required for schools receiving Title I funds. This template is required by State Board of Education Rule 6A-1.099811, Florida Administrative Code, for all non-charter schools with a current grade of D or F, or with a grade of F within the prior two years. For all other schools, the district may use a template of its choosing. All districts must submit annual assurances that their plans meet statutory requirements.

This document was prepared by school and district leadership using the Florida Department of Education's school improvement planning web application located at <https://www.floridacims.org>.

Table of Contents

Purpose and Outline of the SIP	4
Differentiated Accountability	5
Current School Status	6
8-Step Planning and Problem Solving Implementation	20
Goals Summary	20
Goals Detail	20
Action Plan for Improvement	27
Appendix 1: Implementation Timeline	48
Appendix 2: Professional Development and Technical Assistance Outlines	0
Professional Development Opportunities	51
Technical Assistance Items	0
Appendix 3: Budget to Support Goals	0

Purpose and Outline of the SIP

The SIP is intended to be the primary artifact used by every school with stakeholders to review data, set goals, create an action plan and monitor progress. A corollary at the district level is the District Improvement and Assistance Plan (DIAP), designed to help district leadership make the necessary connections between school and district goals in order to align resources. The Florida Department of Education encourages schools to use the SIP as a “living document” by continually updating, refining and using the plan to guide their work throughout the year. This printed version represents the SIP as of the “Date Modified” listed in the footer.

Part I: Current School Status

Part I organizes the current status of the school around five domains inspired by the 5Essentials framework: Supportive Environment, Family and Community Involvement, Effective Leadership, Public and Collaborative Teaching, and Ambitious Instruction and Learning. Questions regarding the school’s Multi-Tiered System of Supports have been embedded throughout this part to demonstrate how data is used by stakeholders to understand the needs of all students and allocate appropriate resources in proportion to those needs.

Part II: Needs Assessment

Part II requires the school to review performance and early warning systems data in order to develop strategic goals and associated data targets (i.e., “SMART goals”) for the coming school year in context of the school’s greatest strengths and needs. An online tool was developed, which includes data visualizations and processing questions to support problem identification, problem analysis and strategic goal formulation.

Part III: 8-Step Planning and Problem Solving for Implementation

Part III enables the school to develop implementation plans for its highest-priority goals. With the overview of the current state of the school in mind and the strategic goals identified through the needs assessment, the planning team engages in a facilitated planning and problem-solving process, through which they

- Define strategic goals and establish targets to be reached by successfully achieving the goals (Step 1)
- Identify resources available to support the goals and barriers that could hinder achieving those goals (Step 2)
- Select high-priority barriers they want to address initially (Step 3)
- Design implementation and monitoring plans for strategies to resolve selected barriers (Steps 4-7)
- Determine how they will monitor progress toward each goal (Step 8)

Appendices

The following appendices, automatically-generated from content entered in Part III, are included in this document:

- Appendix 1 is a timeline of all action steps and monitoring activities
- Appendix 2 is an outline of all professional development opportunities and technical assistance items
- Appendix 3 is a report of the budget needed to implement the strategies

Differentiated Accountability

Florida's Differentiated Accountability (DA) system is a statewide network of strategic support, differentiated by need according to performance data, and provided to schools and districts in order to improve leadership capacity, teacher efficacy and student outcomes. DA field teams collaborate with district and school leadership to design, implement and refine improvement plans, as well as provide instructional coaching, as needed.

DA Regions

Florida's DA network is divided into five geographical regions, each served by a field team led by a regional executive director (RED).

DA Categories

Traditional public schools are classified at the start of each school year, based upon the most recently released school grades (A-F), into one of the following categories:

- Not in DA – currently A or B with no F in prior three years; charter schools; ungraded schools
- Monitoring Only – currently A or B with at least one F in the prior three years
- Focus – currently D
 - Planning – two consecutive grades of D (i.e., DD), or a grade of F immediately followed by a grade of D in the most recent grades release (i.e., FD)
 - Implementing – two consecutive grades of D in the most recent grades release preceded by a grade below C (i.e., FDD or DDD)
- Priority – currently F
 - Planning – declined to a grade of F in the most recent grades release and have not received a planning year or implemented a turnaround option during the previous school year
 - Implementing – two consecutive grades of F (i.e., FF), or three consecutive grades below C with an F in the most recent grades release (i.e., FDF or DDF)

DA Turnaround and Monitoring Statuses

Additionally, schools in DA are subject to one or more of the following Turnaround and Monitoring Statuses:

- Former F – currently A-D with at least one F in the prior three years; SIP is monitored by FDOE
- Planning – Focus Planning and Priority Planning; district is planning for possible turnaround
- Implementing – Focus Implementing and Priority Implementing; district is implementing the Turnaround Option Plan (TOP)

2016-17 DA Category and Statuses

DA Category	Region	RED
Not In DA	Southwest	Jim Browder
Former F	Turnaround Status	
No	None	

I. Part I: Current School Status

A. Supportive Environment

1. School Mission and Vision

a. Provide the school's mission statement

The mission of Suncoast Polytechnical High School is to provide a high quality personalized educational experience where students master a rigorous career and technology driven curriculum within a thematic, analytical and interactive teaching and learning environment.

b. Provide the school's vision statement

It is the vision of Suncoast Polytechnical High School to be recognized for providing a world class technical education.

2. School Environment

a. Describe the process by which the school learns about students' cultures and builds relationships between teachers and students

Suncoast Polytechnical High School has made a commitment to establishing a small school culture by limiting its overall student population. SPSHS has a maximum population of 600 total students and a maximum grade level enrollment of 150 students per class. Ninth and tenth grade students are enrolled in career academies of choice which allows instructors to build relationships in core content area classes but also provides opportunities for Career and Technical Education teachers to establish positive relationships based on similar interests. SPSHS also provides a flexible schedule to students by providing a Seminar class period once a week where students meet with the same teacher regularly to discuss any number of the following: grades, attendance, behaviors, interests or barriers.

b. Describe how the school creates an environment where students feel safe and respected before, during and after school

Suncoast Polytechnical High School works to ensure that each student feels safe and respected by developing and promoting the four cornerstones of SPSHS. The four cornerstones of SPSHS; 1) Respect For All 2) Take Responsibility 3) Service to Others 4) Being an active participant.

Suncoast Polytechnical High School offers students a variety of opportunities to participate in clubs that meet after school. Students can select from one of over a 10 clubs to become active in and around the school and community.

Suncoast Polytechnical High School has a comprehensive School Site Safety Plan and ensures that both staff and students participate in mandatory evacuation and safety drills throughout the school year.

Suncoast Polytechnical High School has one School Resource Officer and two Security Aides that work on campus throughout the school day. Students at SPSHS are required to wear identification badges which act as proxy cards limiting access to specific areas of campus. Guests must report to the front office in order to access SPSHS.

c. Describe the schoolwide behavioral system in place that aids in minimizing distractions to keep students engaged during instructional time. This may include, but is not limited to, established protocols for disciplinary incidents, clear behavioral expectations, and training for school personnel to ensure the system is fairly and consistently enforced

Suncoast Polytechnical High School begins each school year by discussing schoolwide behavioral expectations with each student and parent during a mandatory orientation and registration session. These expectations are then posted online and made available for all visitors to the SPHS website. SPHS teachers maintain an individual classroom management plan and school based administrators adhere to the district defined progressive discipline policies. The Suncoast Polytechnical High School Positive Behavior Support System is based on the four cornerstones of SPHS. Each month SPHS teachers honor one student from each grade level as a Student of the Month. The students must demonstrate all of the qualities found in the four cornerstones. SPHS also promotes increased attendance by hosting a perfect attendance luncheon twice a year. The SPHS National Honor Society hosts a luncheon twice yearly for any student who has a 3.0 or higher GPA.

d. Describe how the school ensures the social-emotional needs of all students are being met, which may include providing counseling, mentoring and other pupil services

SPHS has made a commitment to its students social-emotional needs by providing two counselors to provide services to approximately 570 students. The SPHS Guidance Team schedules weekly School Wide Support Team meetings where students who may be having social-emotional needs are discussed so that interventions or assistance can be provided. SPHS also has created a Teacher Advisory Period/Seminar that meets on a weekly basis. The TAP/Seminar time period allows teachers to connect with a small group of 25 students once a week. SPHS also has access to school social workers, psychologists and community organizations for students with increased needs.

3. Early Warning Systems

The school's response to this section may be used to satisfy the requirements of 20 U.S.C. § 6314(b)(1)(B)(ii)(III), (b)(1)(B)(iii)(I), and (b)(1)(I).

a. Describe the school's early warning system and provide a list of the early warning indicators used in the system

Counselors and teachers at Suncoast Polytechnical High School monitor the grades, attendance and achievement levels of students through the use of the student information system and collaborative feedback during PLC meetings. The SPHS administrative team works with the SPHS discipline committee to identify students at risk behaviorally. Students who meet criteria to include: Attendance below 90 percent, one or more suspensions, fail English Language Arts or mathematics and/or score a level 1 on a statewide assessment in ELA or math are provided support that begins with the SPHS schoolwide support team or SWST. The SWST team meets each Friday and is comprised of counselors, administrators, teachers, instructional support personell, school social worker, school psychologist and a truancy officer. The team meets to brainstorm intervention steps and create a plan of action for each student. Once a student has been identified the student remains on the SWST agenda so that the team can effectively monitor the implementation of the plan and ensure its effectiveness.

b. Provide the following data related to the school's early warning system

1. The number of students by grade level that exhibit each early warning indicator:

Indicator	Grade Level													Total
	K	1	2	3	4	5	6	7	8	9	10	11	12	
Attendance below 90 percent	0	0	0	0	0	0	0	0	0	7	5	8	11	31
One or more suspensions	0	0	0	0	0	0	0	0	0	4	6	3	1	14
Course failure in ELA or Math	0	0	0	0	0	0	0	0	0	15	8	11	0	34
Level 1 on statewide assessment	0	0	0	0	0	0	0	0	0	21	23	23	0	67

The number of students identified by the system as exhibiting two or more early warning indicators:

Indicator	Grade Level												Total	
	K	1	2	3	4	5	6	7	8	9	10	11		12
Students exhibiting two or more indicators	0	0	0	0	0	0	0	0	0	5	7	9	2	23

c. Describe all intervention strategies employed by the school to improve the academic performance of students identified by the early warning system

Suncoast Polytechnical High School employs a number of different strategies for students struggling academically. SPHS students have the opportunity for remediation during the course of the school day on a weekly basis during seminar time periods. This is a one hour a week intervention that can be accomplished during the course of the school day. SPHS also provides a math support clinic after school for students struggling in mathematics and offers all 9th grade students an additional ELA class in the form of Applied Communications. SPHS grade level leaders and teachers work in PLC's to identify students in need of support and schedule appropriate parent conferences to address academic performance. Parents also have access to digital grades through district provided technology.

B. Family and Community Engagement

The school's response to this section may be used to satisfy the requirements of 20 U.S.C. § 6314(b)(1)(B)(iii)(I)(aa).

1. Describe how the school works at building positive relationships with families to increase involvement, including efforts to communicate the school's mission and vision, and keep parents informed of their child's progress

Title I schools use the Parent Involvement Plan (PIP) to meet the requirements of 20 U.S.C. § 6314(b)(1)(F).

a. Will the school use its PIP to satisfy this question?

No

1. PIP Link

The school completes a Parental Involvement Plan (PIP), which is available at the school site.

2. Description

SPHS hosts monthly Booster Meetings to provide training for parents specific to needs of their students. SPHS distributes a monthly newsletter from the volunteer coordinator and the SPHS administration will post a weekly blog update on the school website. SPHS also hosts two Curriculum Nights each year where parents are invited to campus to meet teachers and tour the programs and courses available to our students. SPHS teachers post grades to an on-line gradebook which allows parents to consistently monitor student progress. SPHS also provides an automated phone call to parents of students who were absent during the school day.

2. Describe the process by which the school builds and sustains partnerships with the local community for the purpose of securing and utilizing resources to support the school and student achievement

Suncoast Polytechnical High School hosts business partners on campus during the "Great American Teach-In" which is held in November. Last year Suncoast Polytechnical High School hosted over 50 business members from the local community. SPHS also has created a business partnership plan which is available on-line through our district's Team-Up site. SPHS assistant principal is identified as the Business Partner Coordinator. SPHS is also fortunate to have an active Booster Board and School Advisory council. Members of each of these stakeholder groups actively seeks business partnerships to enhance student achievement.

SPHS also partners with the Gulf Coast Community Foundation and the Sarasota Education Foundation to provide teachers and students with additional opportunities via grants, resources and support.

SPHS recognizes business partners at an annual luncheon and works with the district office to recognize volunteers of the year during an evening celebration.

C. Effective Leadership

The school's response to this section may be used to satisfy the requirements of 20 U.S.C. § 6314(b)(1)(H).

1. School Leadership Team

a. Membership

Identify the name, email address and position title for each member of the school leadership team.:

Name	Title
Terry, Trenton	Principal
Bazenas, Joe	Assistant Principal

b. Duties

1. Describe the roles and responsibilities of the members, including how they serve as instructional leaders and practice shared decision making

The Principal and Assistant Principal are responsible for providing supervision and support for all of the daily operations at Suncoast Polytechnical High School. In addition to the day to day operations, the administrators serve as members of the SPHS Shared Decision Making Team (SDMT) where teachers and staff share ideas and discuss issues that directly impact SPHS. In addition to the SDMT, both administrators meet with 5 departmental chairs and 4 grade level leaders each month to problem solve and/or discuss implementation of state and federal legislation. The two administrators share the responsibility of instructional leadership and are currently facilitating meetings with interested teachers during planning periods. In addition to professional development support both administrators commit to observing teachers at least four times yearly and conducting two face to face meetings to provide feedback and support. The SPHS Assistant Principal serves as a member of The MTSS Leadership Team which is facilitated by the SPHS Guidance Counselor, Michael Cellamare. Specific responsibilities of the Assisant Principal include: Serving as a member of the school wide support team, serving as a member of the CARE team, identifying and connecting with community groups for the purposes of positive behavior support and seeking funding for positive behavior support initiatives. The function of the SPHS Principal is to provide supervision and support to The MTSS Leadership Team.

2. Describe the process through which school leadership identifies and aligns all available resources (e.g., personnel, instructional, curricular) in order to meet the needs of all students and maximize desired student outcomes. Include the methodology for coordinating and supplementing federal, state and local funds, services and programs. Provide the person(s) responsible, frequency of meetings, how an inventory of resources is maintained and any problem-solving activities used to determine how to apply resources for the highest impact

The SPHS school leadership team meets at varying times throughout the school year to analyze needs. During the first semester of each school year the SPHS leadership team meets with teachers and districted staff to begin the process of aligning courses for students to take the following year. This process concludes with the submission of the SPHS Program of Studies which is submitted each year to the Director of Curriculum and Instruction. SPHS then begins the process of creating a master schedule that addresses the needs of its students. This is done in collaboration with teachers,

guidance counselors and district staff member input. The master schedule is built to provide students with the appropriate coursework for graduation and meet state requirements for class size amendment. SPHS coordinates any federal, state and local funding through input from Directors within our district. Inventory is maintained through multiple data bases. Texts, technology etc...are all bar coded and assigned to specific individuals.

2. School Advisory Council (SAC)

a. Membership

Identify the name and stakeholder group for each member of the SAC.:

Name	Stakeholder Group
Ida Jones	Business/Community
Julianne McNellis	Teacher
Susan Odell	Education Support Employee
Trent Terry	Principal
Jennifer Holt	Business/Community
Debra Sandefeur	Parent
Colin Coyne	Student
Ida Jones	Business/Community
Gina Rogers	Parent

b. Duties

1. Provide a description of the SAC's involvement with the following activities, as required by section 1001.452(2), Florida Statutes

a. Evaluation of last year's school improvement plan

The SPHS SAC will meet during the month of November to review and evaluate last year's school improvement plan.

b. Development of this school improvement plan

SPHS conducted the first SAC meeting of the year on September 12th at which point the SAC was asked for input for the plan. SPHS administrative staff e-mails the members of the SAC seeking input on specific targets of the plan based on information required by the School Improvement Plan template. After gathering the input from SAC, SPHS will utilize the contributions in the SIP and then ask for final approval from the SPHS SAC.

c. Preparation of the school's annual budget and plan

The SAC is presented with the annual budget and is asked for input during the April meeting. The members present at the SAC meeting also ask questions that are pertinent to the fiscal operations of the school.

2. Describe the use of school improvement funds allocated last year, including the amount budgeted for each project

The SPHS SAC will utilize school improvement funds to support Positive Behavior Support and Literacy initiatives at SPHS. SPHS will utilize \$500.00 for the purchase of classroom sets of novels for teachers to support literacy initiatives. SPHS SAC will seek business partners to raise \$1,000 to support Positive Behavior Support student of the month and perfect attendance initiatives.

3. Verify that the school is in compliance with section 1001.452, Florida Statutes, regarding the establishment requirements and duties of the SAC

Yes

a. If the school is not in compliance, describe the measures being implemented to meet SAC requirements

3. Literacy Leadership Team (LLT)

a. Membership

Identify the name and position title for each member of the school-based LLT or similar group, if applicable.:

Name	Title
Terry, Trenton	Principal
Fuller, Claire	Teacher, K-12
LaPorte, Staci	Teacher, K-12
McNellis, Julianne	Teacher, K-12
Disz, Tim	Teacher, K-12
Ferris, Melanie	Teacher, K-12
Miller, Marc	Teacher, K-12
Finger, Russell	Teacher, K-12
Bellon, Ricardo	Teacher, K-12
Kuhns, Wendy	Teacher, K-12

b. Duties

1. Describe how the LLT or similar group promotes literacy within the school, if applicable

- A. Team to promote and support programs that are unique to SPHS
- B. Teachers and staff to implement literacy strategies for all learners, LLT to provide Professional Development
- C. Team will promote Florida Standards at SPHS, LLT to provide support during teacher planning periods
- D. Team will design activities to promote literacy during Celebrate Literacy Week

D. Public and Collaborative Teaching

The school's response to this section may be used to satisfy the requirements of 20 U.S.C. § 6314(b)(1)(D).

1. Describe the school's strategies to encourage positive working relationships between teachers, including collaborative planning and instruction

SPHS allocates fiscal resources so that each grade level team has a team leader and each department has department chair. These teacher leaders provide collaborative support to small groups of teachers on campus and lead the professional learning communities. SPHS also provides teachers with a common planning time at the conclusion of each day which allows for collaborative planning during the teacher work day.

2. Describe the school's strategies to recruit, develop and retain highly qualified, certified-in-field, effective teachers to the school

- 1) SPHS posts all vacant positions on the school district website: sarasotacountyschools.net - Principal
- 2) New teachers are provided with a school site experienced mentor teacher. The mentor provides assistance with school board and school site policies and procedures to include but not limited to: Teacher Evaluation, Professional Development Planning, Lesson Planning, Daily Attendance, Maintenance of Gradebook, Instructional Technology, and Requests for Assistance - Principal and Mentor Teachers

3. Describe the school's teacher mentoring program, including the rationale for pairings and planned mentoring activities

New teachers are provided with a school site experienced mentor teacher. The mentor provides assistance with school board and school site policies and procedures to include but not limited to: Teacher Evaluation, Professional Development Planning, Lesson Planning, Daily Attendance, Maintenance of Gradebook, Instructional Technology, and Requests for Assistance

E. Ambitious Instruction and Learning

1. Instructional Programs and Strategies

a. Instructional Programs

1. Describe how the school ensures its core instructional programs and materials are aligned to Florida's standards

SPHS ensures that its core instructional programs and materials are aligned to standards by adhering to Instructional Focus Guides which were developed in collaboration with teacher content area experts and district leadership teams. SPHS also utilizes district adopted textbooks and supplemental materials selected by teacher leaders, core content experts and district leadership teams that are aligned to the Florida standards. In some cases, due to late adoption of the Florida Standards, teachers have had to seek materials based on the deconstruction of the new Florida Standards.

b. Instructional Strategies

1. Describe how the school uses data to provide and differentiate instruction to meet the diverse needs of students. Provide examples of how instruction is modified or supplemented to assist students having difficulty attaining the proficient or advanced level on state assessments

Teachers gather data from benchmark assessments administered to students at least three times yearly. The benchmark assessments provide teachers data in Biology, Algebra I, Geometry, Reading, Writing and US History. Students who have difficulty based upon benchmark assessment data are grouped during seminar classes based upon need. Students are also "pulled" out of some classes and placed with content experts for remediation. One specific example utilized: Students who have not yet passed the Algebra I EOC are provided remediation in an Algebra class for two weeks prior to a test. The teacher works with those students on specific standards - example: polynomials.

2. Provide the following information for each strategy the school uses to increase the amount and quality of learning time and help enrich and accelerate the curriculum:

Strategy: Extended School Day

Minutes added to school year: 2,160

SPHS provides opportunities for students to participate in "Seminar" once a week for a period of one hour. During this time period students are assigned to a specific teacher for either extension or remediation based upon individual needs.

Strategy Rationale

Seminar provides each student with an opportunity for one hour each week where they can either participate in extension or remediation with content area experts.

Strategy Purpose(s)

- Core Academic Instruction
- Enrichment
- Teacher collaboration, planning and professional development

Person(s) responsible for monitoring implementation of the strategy

Terry, Trenton, trenton.terry@sarasotacountyschools.net

Data that is or will be collected and how it is analyzed to determine effectiveness of the strategy

Teachers gather data from benchmark assessments administered to students at least three times yearly. The benchmark assessments provide teachers data in Biology, Algebra I, Geometry, Reading, Writing and US History.

Strategy: After School Program

Minutes added to school year: 1,080

Science Fair

Strategy Rationale

SPHS student are provided with the opportunity to participate in the Science Fair where they must apply Scientific Theory, Conduct Research, Test Results and Write Lab Reports.

Strategy Purpose(s)

- Core Academic Instruction
- Enrichment

Person(s) responsible for monitoring implementation of the strategy

Fuller, Claire, claire.fuller@sarasotacountyschools.net

Data that is or will be collected and how it is analyzed to determine effectiveness of the strategy

Science Fair Participation and Science Fair Results

Strategy: After School Program

Minutes added to school year: 1,080

STEM Smart Student Summit

Strategy Rationale

Students are provided with the opportunity to enhance their learning by participating in activities that are aligned with Science, Technology, Engineering and Mathematics related occupational fields. This enhances and enriches the students daily experience in their career academy of choice by providing them with additional opportunities not specifically entrenched in their daily classroom routines.

Strategy Purpose(s)

- Core Academic Instruction
- Enrichment

Person(s) responsible for monitoring implementation of the strategy

Fuller, Claire, claire.fuller@sarasotacountyschools.net

Data that is or will be collected and how it is analyzed to determine effectiveness of the strategy

Industry Certification Data, Student Participation Data, Student Competition Data

Strategy: After School Program

Minutes added to school year: 3,600

Technology Student Association

Strategy Rationale

TSA provides enrichment opportunities for students in STEM related fields.

Strategy Purpose(s)

- Enrichment

Person(s) responsible for monitoring implementation of the strategy

Kuhns, Wendy, wendy.kuhns@sarasotacountyschools.net

Data that is or will be collected and how it is analyzed to determine effectiveness of the strategy

Industry Certification and FSA data.

Strategy: After School Program

Minutes added to school year: 600

Envirothon

Strategy Rationale

SPHS students are provided opportunity for enrichment in any of the science offerings by being provided with the opportunity to participate in the Envirothon.

Strategy Purpose(s)

- Core Academic Instruction
- Enrichment

Person(s) responsible for monitoring implementation of the strategy

Henderson, Nina, nina.henderson@sarasotacounty schools.net

Data that is or will be collected and how it is analyzed to determine effectiveness of the strategy

Local Envirothon Results

Strategy: After School Program

Minutes added to school year: 1,080

Science Olympiad

Strategy Rationale

SPHS students are provided opportunity for enrichment in any of the science offerings by being provided with the opportunity to participate in the Science Olympiad.

Strategy Purpose(s)

- Enrichment

Person(s) responsible for monitoring implementation of the strategy

Henderson, Nina, nina.henderson@sarasotacounty schools.net

Data that is or will be collected and how it is analyzed to determine effectiveness of the strategy

Science Olympiad results and End of Course Exam Results

Strategy: After School Program

Minutes added to school year: 3,600

Math Support Clinic

Strategy Rationale

Peer mentors work with students to teach mathematical concepts that will assist them in any math class offered at SPHS.

Strategy Purpose(s)

- Core Academic Instruction
- Enrichment

Person(s) responsible for monitoring implementation of the strategy

Bellon, Ricardo, ricardo.bellon@sarasotacountyschools.net

Data that is or will be collected and how it is analyzed to determine effectiveness of the strategy

Benchmark Tests, End of Course Exam Results, ACT/SAT results

Strategy: Summer Program

Minutes added to school year: 3,800

SPHS hosts a summer camp for students involved or seeking to be involved in the Career and Technical Education Animation, Game, Simulation program. Students attend for one full week and are exposed to the latest game making or animation software while also being exposed to and learning new techniques in art to facilitate animation.

Strategy Rationale

Summer Camp provides opportunity for enrichment in a career area of interest for SPHS students.

Strategy Purpose(s)

- Core Academic Instruction
- Enrichment

Person(s) responsible for monitoring implementation of the strategy

Kuhns, Wendy, wendy.kuhns@sarasotacountyschools.net

Data that is or will be collected and how it is analyzed to determine effectiveness of the strategy

Performance on Industry Certification Exam

2. Student Transition and Readiness

a. PreK-12 Transition

The school's response to this question may be used to satisfy the requirements of 20 U.S.C. § 6314(b)(1)(G).

1. Describe the strategies the school employs to support incoming and outgoing cohorts of students in transition from one school level to another

Suncoast Polytechnical High School supports incoming students by placing them in a small learning environment or academy based on a career area of interest with a team of teachers. The 9th grade team of teachers consists of a teacher from each of the core content areas along with a specific Career and Technical Education teacher. The 9th grade team also works with students during their seminar time period once week to address many transitional topics including organization for school success, whom to contact if in need of assistance and study skills. Suncoast Polytechnical High School supports outgoing students by offering courses in Math for College Readiness and English for College Success. In addition to curricular offerings SPHS ensures that each and every student has taken the Post Secondary Education Readiness Test (PERT) along with the ACT and SAT. SPHS guidance counslors work with students and parents throughout the year offering assistance with the FAFSA while career bound students are visited by members from Career Source, our region's job placement specialists.

b. College and Career Readiness

1. Describe the strategies the school uses to advance college and career awareness, which may include establishing partnerships with business, industry or community organizations

Beginning in the 9th grade year, students choose from one of six career academies, Health Sciences (Practical Nursing), Health Sciences (EMT/Fire/Biomed), Digital Video Production, Business Technologies and two SPHS signature programs, Engineering (Robotics) and Animations/Gaming/Simulation. Students then have the opportunity to continue their career and technical education program In grades 11 and 12 by spending half of their school day enrolled in a Career and Technical Education courses through Sarasota County Technical Institute. SPHS also participates in the Great American Teach In which occurs yearly during the month of November. The goal for SPHS is to invite a business partner into each classroom during each period of the day.

SPHS also provides a rigorous academic program for all students which include Advanced Placement courses in; Language, Literature, Calculus, Environmental Science, Psychology, Portfolio 1 and Portfolio 2. Students at SPHS students have access to dual enrollment courses through an articulation agreement with the State College of Florida.

SPHS guidance counselors schedule college recruitment visits for SPHS students throughout the school year. Sudents are exposed to many different institutes to include universities, two year colleges and technical schools.

2. Identify the career and technical education programs available to students and industry certifications that may be earned through those respective programs

The curricular design of our county-wide magnet high school incorporates a "rigorous career and technology driven curriculum within a thematic, analytical and interactive teaching and learning environment." Beginning in the 9th grade year, students choose from one of six career academies, Health Sciences (Practical Nursing), Health Sciences (EMT/Fire/Biomed), Engineering, Digital Video Production, Business Technologies and the SPHS signature program Animations/Gaming/Simulation. Students that do not wish to continue along their identified career path after their tenth grade year then have the opportunity to select any one of 41 Career and Technical Education courses offered at Sarasota County Technical Institute. Each SPHS student must take four credits per year in a Career and Technical Education program. Students may earn the following industry certifications: Adobe Photoshop (Associate/Expert), Autodesk Inventor, Emergency Medical Technician (Licensure), Micorsoft Office Suite 3 of 5 (Expert also), Certified Nursing Assistant (Licensure), Certified Licensed Practical Nurse (Licensure), Certified Veterinary Assistant, ServSafe, Toon Boom.

3. Describe efforts the school has taken to integrate career and technical education with academic courses (e.g., industrial biotechnology) to support student achievement

Beginning in the 9th grade year, students choose from one of six career academies, Health Sciences (Practical Nursing), Health Sciences (EMT/Fire/Biomed), Engineering, Digital Video Production, Business Technologies and the SPHS signature program Animations/Gaming/Simulation. Each career academy consists of no more than 25 students. The 25 students share common core content area teachers and the teachers are teamed with Career and Technical Education teachers.

4. Describe strategies for improving student readiness for the public postsecondary level based on annual analysis of the [High School Feedback Report](#), as required by section 1008.37(4), Florida Statutes

Suncoast Polytechnical High works to improve student readiness for public postsecondary education in many different ways. SPHS provides a rigorous curriculum to all students which requires students to take four years of mathematics and four years of science in addition to completing either 75 or 100 hours of community service to align with maximum levels of Bright Futures Scholarships. In addition to the four years of mathematics and science, SPHS offers students Advanced Placement courses beginning in their freshman year where AP Psychology is offered. In addition to AP Psychology, SPHS provides AP courses to students in: Language, Literature, Calculus, and Environmental Science. SPHS provides access to English For College Preparation and Math for College Readiness to all students. Students are also provided enrichment opportunities through articulation agreements with local colleges. SPHS students can take Dual Enrollment courses or even consider early admittance to the State College of Florida. Beginning in the 10th grade year, SPHS requires that all students take the PSAT in order to receive feedback pertaining to the students current academic standing and its relation to college readiness. SPHS recently added an incentive program for students who signed up for and completed the SAT/ACT prior to the beginning of their second semester of their junior year.

II. Needs Assessment

The school's completion of this section may satisfy the requirements of 20 U.S.C. § 6314(b)(1)(A).

A. Problem Identification

1. Data to Support Problem Identification

b. Data Uploads

Data uploads are not required by the Florida Department of Education but are offered as a tool for the needs assessment. In this section, the school may upload files of locally available data charts and graphs being used as evidence of need.

The following documents were submitted as evidence for this section:

No files were uploaded

2. Problem Identification Summary

This section is not required by the Florida Department of Education but is provided as an opportunity for the school to summarize the points of strength and areas of need that have been identified in the data.

B. Problem Analysis Summary

This section is not required by the Florida Department of Education but is provided as an opportunity for the school to summarize the underlying "why"? or root causes for the areas of need identified in the data, as determined by situational awareness of, and research conducted by, the stakeholders involved in the needs assessment.

C. Strategic Goals

School Improvement Goals

The following key is intended to help readers understand how the sections of this document correspond to the steps of the 8-step planning and problem-solving framework used in the School Improvement Plan. The Quick Key numbers can help registered users go directly to the point of entry for any given goal, barrier and strategy within the online survey.

Problem Solving Key

G = Goal

B =
Barrier

S = Strategy

1 = Problem Solving Step  S123456 = Quick Key

Strategic Goals Summary

- G1.** By the year 2017, students will maintain present levels of performance on the Biology EOC when more than 90% demonstrate proficiency.
- G2.** By the year 2017, students will maintain present levels of performance on the US History EOC when more than 90% demonstrate proficiency.
- G3.** By the year 2017, there will be a 2% minimum increase on the FSA Geometry test for all students when less than 90% and more than 70% demonstrate proficiency
- G4.** By the year 2017, there will be a 2% minimum increase on the FSA Algebra I test for all students when less than 90% demonstrate proficiency.
- G5.** By the year 2017, there will be a minimum of a 4% increase on FSA Algebra II test for all students when less than 70%.
- G6.** By the year 2017, there will be a minimum 2 percentage point increase on the ELA FSA for all students when 70% to 89% of the students are currently demonstrating proficiency and proficiency will be maintained for all students when more than 90% demonstrate proficiency on the ELA FSA.

Strategic Goals Detail

For each strategic goal, this section lists the associated targets (i.e., "SMART goals"), resources available to support movement toward the goal, barriers to achieving the goal, and the plan for monitoring progress toward the goal

G1. By the year 2017, students will maintain present levels of performance on the Biology EOC when more than 90% demonstrate proficiency. 1a

G078891

Targets Supported 1b

Indicator	Annual Target
Bio I EOC Pass	90.0

Targeted Barriers to Achieving the Goal 3

- Lack of opportunity for Collaborative planning (2 Biology Teachers on campus)

Resources Available to Support the Goal 2

- District Benchmark Assessments
- Teacher Formative Assessments
- Teacher Summative Assesments
- District Instructional Focus Guides

Plan to Monitor Progress Toward G1. 8

Benchmark Data

Person Responsible

Trenton Terry

Schedule

Quarterly, from 10/24/2016 to 6/2/2017

Evidence of Completion

Benchmark Data

G2. By the year 2017, students will maintain present levels of performance on the US History EOC when more than 90% demonstrate proficiency. 1a

G078892

Targets Supported 1b

Indicator	Annual Target
U.S. History EOC Pass	90.0

Targeted Barriers to Achieving the Goal 3

- Lack of opportunity for Collaborative planning (1 US History Teacher On Campus)

Resources Available to Support the Goal 2

- District Benchmark Assessments
- Teacher Formative Assessments
- Teacher Summative Assesments
- District Instructional Focus Guides

Plan to Monitor Progress Toward G2. 8

Progress Monitoring Data will be utilized

Person Responsible

Trenton Terry


Schedule

Quarterly, from 10/27/2015 to 6/2/2016

Evidence of Completion

Benchmark Assessment Data

G3. By the year 2017, there will be a 2% minimum increase on the FSA Geometry test for all students when less than 90% and more than 70% demonstrate proficiency **1a**

 G078893

Targets Supported **1b**

Indicator	Annual Target
Geometry EOC Pass Rate	80.0

Targeted Barriers to Achieving the Goal **3**

- Lack of opportunity for Collaborative planning (1 GeometryTeacher on campus)

Resources Available to Support the Goal **2**

- District Benchmark Assessments
- Teacher Formative Assessments
- Teacher Summative Assesments
- District Instructional Focus Guides
- Design to Align

Plan to Monitor Progress Toward G3. **8**

Benchmark Data

Person Responsible

Trenton Terry

Schedule

Quarterly, from 10/27/2016 to 6/2/2017

Evidence of Completion

Benchmark Data

G4. By the year 2017, there will be a 2% minimum increase on the FSA Algebra I test for all students when less than 90% demonstrate proficiency. 1a

G078894

Targets Supported 1b

Indicator	Annual Target
Algebra I EOC Pass Rate	80.0

Targeted Barriers to Achieving the Goal 3

- Lack of opportunity for Collaborative planning (1 Algebra I Teacher on campus)

Resources Available to Support the Goal 2

- District Benchmark Assessments
- Teacher Formative Assessments
- Teacher Summative Assessments
- District Instructional Focus Guides
- Design To Align

Plan to Monitor Progress Toward G4. 8

Benchmark Data

Person Responsible

Trenton Terry

Schedule

Quarterly, from 10/27/2016 to 6/2/2017

Evidence of Completion

Benchmark Data

G5. By the year 2017, there will be a minimum of a 4% increase on FSA Algebra II test for all students when less than 70%. 1a

G078895

Targets Supported 1b

Indicator	Annual Target
Algebra II EOC Pass Rate	63.0

Targeted Barriers to Achieving the Goal 3

- Lack of opportunity for Collaborative planning (2 Total Algebra II Teachers on campus)

Resources Available to Support the Goal 2

- District Benchmark Assessments
- Teacher Formative Assessments
- Teacher Summative Assesments
- District Instructional Focus Guides
- Design To Align

Plan to Monitor Progress Toward G5. 8

Benchmark Data

Person Responsible

Trenton Terry

Schedule

Quarterly, from 10/27/2016 to 6/2/2017

Evidence of Completion

Benchmark Data

G6. By the year 2017, there will be a minimum 2 percentage point increase on the ELA FSA for all students when 70% to 89% of the students are currently demonstrating proficiency and proficiency will be maintained for all students when more than 90% demonstrate proficiency on the ELA FSA. 1a

G078896

Targets Supported 1b

Indicator	Annual Target
FSA ELA Achievement	82.0

Targeted Barriers to Achieving the Goal 3

- Lack of Opportunity for collaborative grade level ELA Planning

Resources Available to Support the Goal 2

-
- Teacher Formative Assessments
- Teacher Summative Assessments
- HMH textbook Collection
- Instructional Focus Guides

Plan to Monitor Progress Toward G6. 8

Progress Monitoring

Person Responsible

Trenton Terry

Schedule

Quarterly, from 10/27/2016 to 6/2/2017

Evidence of Completion


Progress Monitoring Data

Action Plan for Improvement


For each strategy selected in the plan to reduce a targeted barrier to a strategic goal, this section lists the rationale for that strategy (i.e., why the school believes it will reduce the barrier) and the action steps that have been identified as necessary to implementing the strategy, including details such as the point person, timing and duration, and evidence of completion. At the end of each set of action steps is the plan for monitoring the implementation and effectiveness of the respective strategy.

Problem Solving Key

G = Goal **B** =
Barrier **S** = Strategy

1 = Problem Solving Step  S123456 = Quick Key


G1. By the year 2017, students will maintain present levels of performance on the Biology EOC when more than 90% demonstrate proficiency. **1**

 G078891

G1.B1 Lack of opportunity for Collaborative planning (2 Biology Teachers on campus) **2**

 B207632

G1.B1.S1 Teachers and Staff at SPHS will work with district staff to plan for instruction and professional development beginning in October 2016 **4**

 S219248

Strategy Rationale

Teachers and staff need the opportunity for professional development and training to address perceived student deficiencies in relation to performance on assessment.

Action Step 1 **5**

Accountable Talk

Person Responsible

Trenton Terry

Schedule

Quarterly, from 8/22/2016 to 6/2/2017

Evidence of Completion

Professional Development System Logs and Teacher Attendance Verification

Plan to Monitor Fidelity of Implementation of G1.B1.S1 6

Administrative Observation Data

Person Responsible

Trenton Terry

Schedule

Weekly, from 8/22/2016 to 6/2/2017

Evidence of Completion

Administrative Observations

Plan to Monitor Effectiveness of Implementation of G1.B1.S1 7

Progress Monitoring Data will be utilized

Person Responsible

Trenton Terry


Schedule

Quarterly, from 10/24/2016 to 6/2/2017


Evidence of Completion

Benchmark Assessment Data


G2. By the year 2017, students will maintain present levels of performance on the US History EOC when more than 90% demonstrate proficiency. **1**

 G078892

G2.B1 Lack of opportunity for Collaborative planning (1 US History Teacher On Campus) **2**

 B207636

G2.B1.S1 Teachers and Staff at SPHS will work with district staff to plan for instruction and professional development beginning in October 2016 **4**

 S219249

Strategy Rationale

Teachers and staff need the opportunity for professional development and training to address perceived student deficiencies in relation to performance on assessment.

Action Step 1 **5**

Accountable Talk/Accountable Task

Person Responsible

Trenton Terry

Schedule

Quarterly, from 8/17/2016 to 6/3/2017

Evidence of Completion

Plan to Monitor Fidelity of Implementation of G2.B1.S1 **6**

Administrative Observation Data

Person Responsible

Trenton Terry

Schedule

Weekly, from 8/22/2016 to 6/2/2017

Evidence of Completion

Administrative Observations

Plan to Monitor Effectiveness of Implementation of G2.B1.S1 7

Administrative Observation Data

Person Responsible

Trenton Terry

Schedule

Weekly, from 8/22/2016 to 6/2/2017

Evidence of Completion

Administrative Observations

G3. By the year 2017, there will be a 2% minimum increase on the FSA Geometry test for all students when less than 90% and more than 70% demonstrate proficiency **1**

 G078893

G3.B1 Lack of opportunity for Collaborative planning (1 GeometryTeacher on campus) **2**

 B207640

G3.B1.S1 Teachers and Staff at SPHS will work with district staff to plan for instruction and professional development beginning in October 2016 **4**

 S219250

Strategy Rationale

Teachers and staff need the opportunity for professional development and training to address perceived student deficiencies in relation to performance on assessment.

Action Step 1 **5**

Accountable Talk

Person Responsible

Trenton Terry

Schedule

Quarterly, from 8/22/2016 to 8/22/2016

Evidence of Completion

Professional Development System Logs and Teacher Attendance Verification

Action Step 2 **5**

Design To Align

Person Responsible

Ricardo Bellon

Schedule

Quarterly, from 10/26/2016 to 6/2/2017

Evidence of Completion

Teacher lesson plans, Teacher assessment data, Benchmark Data, FSA Data

Plan to Monitor Fidelity of Implementation of G3.B1.S1 6

Administrative Observation Data

Person Responsible

Trenton Terry

Schedule

Weekly, from 8/22/2016 to 6/2/2017

Evidence of Completion

Administrative Observations

Plan to Monitor Effectiveness of Implementation of G3.B1.S1 7

Progress Monitoring Data will be utilized

Person Responsible

Trenton Terry

Schedule

Quarterly, from 10/27/2016 to 6/2/2017

Evidence of Completion

Benchmark Assessment Data

G3.B1.S2 Collaborate with teachers in mathematics department. 4

S229728

Strategy Rationale

Teachers will have the opportunity to plan and collaborate with others who have similar content knowledge.

Action Step 1 5

Collaborative Departmental Planning

Person Responsible

Ricardo Bellon

Schedule

Monthly, from 8/22/2016 to 6/2/2017

Evidence of Completion

Teacher Attendance

Plan to Monitor Fidelity of Implementation of G3.B1.S2 6

Mathematics Departmental Leader will schedule meetings on a monthly basis and share the Collaborative Planning Notes/Minutes with Administrator

Person Responsible

Trenton Terry

Schedule

Monthly, from 8/22/2016 to 6/2/2017

Evidence of Completion

Collaborative Planning Notes/Minutes

Plan to Monitor Effectiveness of Implementation of G3.B1.S2 7

Calendar of Meetings will be submitted by departmental leader. Departmental Leader will have opportunity to meet with administration on a regular basis to seek assistance with implementation.

Person Responsible

Trenton Terry

Schedule

Monthly, from 8/22/2016 to 6/2/2017

Evidence of Completion

Collaborative Planning Notes/Minutes

G3.B1.S3 Collaborate with teachers who have the same students - across content areas. 4

 S229729

Strategy Rationale

Teachers will have the opportunity to identify needs of individual students.

Action Step 1 5

Collaborative Grade Level Planning

Person Responsible

Staci LaPorte

Schedule

Monthly, from 8/22/2016 to 6/2/2017

Evidence of Completion

Teacher Attendance

Plan to Monitor Fidelity of Implementation of G3.B1.S3 6

Tenth Grade Team Leader will schedule meetings on a monthly basis and share the Collaborative Planning Notes/Minutes with Administrator

Person Responsible

Staci LaPorte

Schedule

Monthly, from 8/22/2016 to 6/2/2017

Evidence of Completion

Collaborative Planning Minutes/Notes

Plan to Monitor Effectiveness of Implementation of G3.B1.S3 7

Calendar of Meetings will be submitted by Grade Level Leader. Grade Level Leader will have opportunity to meet with administration on a regular basis to seek assistance with implementation.

Person Responsible

Trenton Terry

Schedule

Monthly, from 8/22/2016 to 6/2/2017

Evidence of Completion

Collaborative Planning Minutes/Notes

G4. By the year 2017, there will be a 2% minimum increase on the FSA Algebra I test for all students when less than 90% demonstrate proficiency. 1

G078894

G4.B1 Lack of opportunity for Collaborative planning (1 Algebra I Teacher on campus) 2

B207644

G4.B1.S1 Teachers and Staff at SPHS will work with district staff to plan for instruction and professional development beginning in October 2016 4

S219251

Strategy Rationale

Teachers and staff need the opportunity for professional development and training to address perceived student deficiencies in relation to performance on assessment.

Action Step 1 5

Accountable Talk

Person Responsible

Trenton Terry

Schedule

Quarterly, from 8/22/2016 to 6/2/2017

Evidence of Completion

Professional Development System Logs and Teacher Attendance Verification

Action Step 2 5

Design To Align

Person Responsible

Ricardo Bellon

Schedule

Quarterly, from 10/26/2016 to 6/2/2017

Evidence of Completion

Teacher lesson plans, Benchmark Assessments, FSA Data

Plan to Monitor Fidelity of Implementation of G4.B1.S1 6

Administrative Observation Data

Person Responsible

Trenton Terry

Schedule

Weekly, from 8/22/2016 to 6/2/2017

Evidence of Completion

Administrative Observations

Plan to Monitor Effectiveness of Implementation of G4.B1.S1 7

Progress Monitoring Data will be utilized

Person Responsible

Trenton Terry

Schedule

Quarterly, from 10/27/2016 to 6/2/2017

Evidence of Completion

Benchmark Assessment Data

G4.B1.S2 Teachers will collaborate with members from department who have a similar content knowledge. 4

 S229735

Strategy Rationale

Teachers will work with others who have similar knowledge in mathematics but not necessarily teachers who teach same subject.

Action Step 1 5

Collaborative Departmental Planning

Person Responsible

Ricardo Bellon

Schedule

Monthly, from 8/22/2016 to 6/2/2017

Evidence of Completion

Teacher Attendance

Plan to Monitor Fidelity of Implementation of G4.B1.S2 6

Mathematics Departmental Leader will schedule meetings on a monthly basis and share the Collaborative Planning Notes/Minutes with Administrator

Person Responsible

Trenton Terry

Schedule

Monthly, from 8/22/2016 to 6/2/2017

Evidence of Completion

Collaborative Planning Notes/Minutes

Plan to Monitor Effectiveness of Implementation of G4.B1.S2 7

Calendar of Meetings will be submitted by departmental leader. Departmental Leader will have opportunity to meet with administration on a regular basis to seek assistance with implementation.

Person Responsible

Trenton Terry

Schedule

Monthly, from 8/22/2016 to 6/2/2017

Evidence of Completion

Collaborative Planning Notes/Minutes

G4.B1.S3 Teachers will collaborate with others from the same grade level across content areas. 4

 S229736

Strategy Rationale

Teachers will have the opportunity to discuss similar students.

Action Step 1 5

Collaborative Grade Level Planning

Person Responsible

Claire Fuller

Schedule

Monthly, from 8/22/2016 to 6/2/2017

Evidence of Completion

Teacher Attendance

Plan to Monitor Fidelity of Implementation of G4.B1.S3 6

Ninth Grade Team Leader will schedule meetings on a monthly basis and share the Collaborative Planning Notes/Minutes with Administrator

Person Responsible

Claire Fuller

Schedule

Monthly, from 8/22/2016 to 6/2/2017

Evidence of Completion

Collaborative Planning Minutes/Notes

Plan to Monitor Effectiveness of Implementation of G4.B1.S3 7

Calendar of Meetings will be submitted by Grade Level Leader. Grade Level Leader will have opportunity to meet with administration on a regular basis to seek assistance with implementation.

Person Responsible

Trenton Terry

Schedule

Monthly, from 8/22/2016 to 6/2/2017

Evidence of Completion

Collaborative Planning Minutes/Notes

G5. By the year 2017, there will be a minimum of a 4% increase on FSA Algebra II test for all students when less than 70%. 1

G078895

G5.B1 Lack of opportunity for Collaborative planning (2 Total Algebra II Teachers on campus) 2

B207648

G5.B1.S1 Teachers and Staff at SPHS will work with district staff to plan for instruction and professional development beginning in October 2016 4

S219253

Strategy Rationale

Teachers and staff need the opportunity for professional development and training to address perceived student deficiencies in relation to performance on assessment.

Action Step 1 5

Accountable Talk

Person Responsible

Trenton Terry

Schedule

On 6/2/2017

Evidence of Completion

Professional Development System Logs and Teacher Attendance Verification

Action Step 2 5

Design To Align

Person Responsible

Ricardo Bellon

Schedule

Quarterly, from 10/26/2016 to 6/2/2017

Evidence of Completion

Teacher lesson plans, Benchmark Assessments, FSA Data

Plan to Monitor Fidelity of Implementation of G5.B1.S1 6

Administrative Observation Data

Person Responsible

Trenton Terry

Schedule

Weekly, from 8/22/2016 to 6/2/2017

Evidence of Completion

Administrative Observations

Plan to Monitor Effectiveness of Implementation of G5.B1.S1 7

Progress Monitoring Data will be utilized

Person Responsible

Trenton Terry

Schedule

Quarterly, from 10/27/2016 to 6/2/2017

Evidence of Completion

Benchmark Assessment Data

G5.B1.S2 Teachers will collaborate with members from their own department. 4

S229744

Strategy Rationale

Teachers will have the opportunity to plan and collaborate with members who have like content knowledge.

Action Step 1 5

Collaborative Departmental Planning

Person Responsible

Ricardo Bellon

Schedule

Monthly, from 8/22/2016 to 6/2/2017

Evidence of Completion

Teacher Attendance

Plan to Monitor Fidelity of Implementation of G5.B1.S2 6

Mathematics Departmental Leader will schedule meetings on a monthly basis and share the Collaborative Planning Notes/Minutes with Administrator

Person Responsible

Trenton Terry

Schedule

Monthly, from 8/22/2016 to 6/2/2017

Evidence of Completion

Collaborative Planning Notes/Minutes

Plan to Monitor Effectiveness of Implementation of G5.B1.S2 7

Calendar of Meetings will be submitted by departmental leader. Departmental Leader will have opportunity to meet with administration on a regular basis to seek assistance with implementation.

Person Responsible

Trenton Terry


Schedule

Monthly, from 8/22/2016 to 6/2/2017

Evidence of Completion

Collaborative Planning Notes/Minutes

G5.B1.S3 Teachers will have the opportunity to collaborate with members of the staff who share the same students - grade levels. 4

 S229745

Strategy Rationale

Teachers will be able to discuss the same students and address individual challenges.

Action Step 1 5

Collaborative Grade Level Planning

Person Responsible

Marc Miller

Schedule

Monthly, from 8/22/2016 to 6/2/2017

Evidence of Completion

Teacher Attendance

Plan to Monitor Fidelity of Implementation of G5.B1.S3 6

Eleventh Grade Team Leader will schedule meetings on a monthly basis and share the Collaborative Planning Notes/Minutes with Administrator

Person Responsible

Marc Miller

Schedule

Monthly, from 8/22/2016 to 6/2/2017

Evidence of Completion

Collaborative Planning Minutes/Notes

Plan to Monitor Effectiveness of Implementation of G5.B1.S3 7

Calendar of Meetings will be submitted by Grade Level Leader. Grade Level Leader will have opportunity to meet with administration on a regular basis to seek assistance with implementation.

Person Responsible

Trenton Terry

Schedule

Monthly, from 8/22/2016 to 6/2/2017

Evidence of Completion

Collaborative Planning Minutes/Notes

G6. By the year 2017, there will be a minimum 2 percentage point increase on the ELA FSA for all students when 70% to 89% of the students are currently demonstrating proficiency and proficiency will be maintained for all students when more than 90% demonstrate proficiency on the ELA FSA. 1

G078896

G6.B1 Lack of Opportunity for collaborative grade level ELA Planning 2

B207652

G6.B1.S1 Teachers and Staff at SPHS will work with district staff to plan for instruction and professional development beginning in October 2016 4

S219255

Strategy Rationale

Teachers and staff need the opportunity for professional development and training to address perceived student deficiencies in relation to performance on assessment.

Action Step 1 5

Accountable Talk

Person Responsible

Trenton Terry

Schedule

Quarterly, from 8/22/2016 to 6/2/2017

Evidence of Completion

Professional Development System Logs and Teacher Attendance Verification

Action Step 2 5

Standards Based Instruction

Person Responsible

Tim Disz

Schedule

Quarterly, from 8/22/2016 to 6/2/2017

Evidence of Completion

Teacher lesson plans, Teacher formative assessments, teacher summative assessments

Plan to Monitor Fidelity of Implementation of G6.B1.S1 6

Administrative Observation Data

Person Responsible

Trenton Terry

Schedule

Weekly, from 8/22/2016 to 6/2/2017

Evidence of Completion

Administrative Observations

Plan to Monitor Effectiveness of Implementation of G6.B1.S1 7

Progress Monitoring Data will be utilized

Person Responsible

Trenton Terry

Schedule

Quarterly, from 10/27/2016 to 6/2/2017

Evidence of Completion

Teacher Assessments





IV. Implementation Timeline

Source	Task, Action Step or Monitoring Activity	Who	Start Date (where applicable)	Deliverable or Evidence of Completion	Due Date/ End Date
2015					
G2.MA1 A271709	Progress Monitoring Data will be utilized	Terry, Trenton	10/27/2015	Benchmark Assessment Data	6/2/2016 quarterly
2016					
G2.B1.S1.A1 A275688	Accountable Talk/Accountable Task	Terry, Trenton	8/17/2016		6/3/2017 quarterly
G3.B1.S1.A1 A275689	Accountable Talk	Terry, Trenton	8/22/2016	Professional Development System Logs and Teacher Attendance Verification	8/22/2016 quarterly
G4.B1.S1.MA1 M271714	Administrative Observation Data	Terry, Trenton	8/22/2016	Administrative Observations	6/2/2017 weekly
G4.B1.S3.A1 A292925	Collaborative Grade Level Planning	Fuller, Claire	8/22/2016	Teacher Attendance	6/2/2017 monthly
G4.B1.S3.MA1 M295142	Ninth Grade Team Leader will schedule meetings on a monthly basis and share the Collaborative...	Fuller, Claire	8/22/2016	Collaborative Planning Minutes/Notes	6/2/2017 monthly
G4.B1.S2.A1 A292900	Collaborative Departmental Planning	Bellon, Ricardo	8/22/2016	Teacher Attendance	6/2/2017 monthly
G1.B1.S1.MA1 M271705	Administrative Observation Data	Terry, Trenton	8/22/2016	Administrative Observations	6/2/2017 weekly
G1.B1.S1.A1 A275687	Accountable Talk	Terry, Trenton	8/22/2016	Professional Development System Logs and Teacher Attendance Verification	6/2/2017 quarterly
G2.B1.S1.MA1 M271707	Administrative Observation Data	Terry, Trenton	8/22/2016	Administrative Observations	6/2/2017 weekly
G2.B1.S1.MA1 M271708	Administrative Observation Data	Terry, Trenton	8/22/2016	Administrative Observations	6/2/2017 weekly
G5.B1.S3.MA1 M295150	Eleventh Grade Team Leader will schedule meetings on a monthly basis and share the Collaborative...	Miller, Marc	8/22/2016	Collaborative Planning Minutes/Notes	6/2/2017 monthly
G4.B1.S3.MA1 M295147	Calendar of Meetings will be submitted by Grade Level Leader. Grade Level Leader will have...	Terry, Trenton	8/22/2016	Collaborative Planning Minutes/Notes	6/2/2017 monthly
G3.B1.S1.MA1 M271711	Administrative Observation Data	Terry, Trenton	8/22/2016	Administrative Observations	6/2/2017 weekly
G5.B1.S3.A1 A292946	Collaborative Grade Level Planning	Miller, Marc	8/22/2016	Teacher Attendance	6/2/2017 monthly
G3.B1.S3.A1 A292920	Collaborative Grade Level Planning	LaPorte, Staci	8/22/2016	Teacher Attendance	6/2/2017 monthly
G3.B1.S3.MA1 M295120	Tenth Grade Team Leader will schedule meetings on a monthly basis and share the Collaborative...	LaPorte, Staci	8/22/2016	Collaborative Planning Minutes/Notes	6/2/2017 monthly
G5.B1.S3.MA1 M295151	Calendar of Meetings will be submitted by Grade Level Leader. Grade Level Leader will have...	Terry, Trenton	8/22/2016	Collaborative Planning Minutes/Notes	6/2/2017 monthly
G4.B1.S1.A1 A275690	Accountable Talk	Terry, Trenton	8/22/2016	Professional Development System Logs and Teacher Attendance Verification	6/2/2017 quarterly
G4.B1.S2.MA1 M295091	Mathematics Departmental Leader will schedule meetings on a monthly basis and share the...	Terry, Trenton	8/22/2016	Collaborative Planning Notes/Minutes	6/2/2017 monthly

Sarasota - 1391 - Suncoast Polytechnical High School - 2016-17 SIP
Suncoast Polytechnical High School

Source	Task, Action Step or Monitoring Activity	Who	Start Date (where applicable)	Deliverable or Evidence of Completion	Due Date/ End Date
G5.B1.S2.A1 A292909	Collaborative Departmental Planning	Bellon, Ricardo	8/22/2016	Teacher Attendance	6/2/2017 monthly
G5.B1.S1.MA1 M271719	Administrative Observation Data	Terry, Trenton	8/22/2016	Administrative Observations	6/2/2017 weekly
G5.B1.S1.A1 A275692	Accountable Talk	Terry, Trenton	8/22/2016	Professional Development System Logs and Teacher Attendance Verification	6/2/2017 one-time
G5.B1.S2.MA1 M295106	Calendar of Meetings will be submitted by departmental leader. Departmental Leader will have...	Terry, Trenton	8/22/2016	Collaborative Planning Notes/Minutes	6/2/2017 monthly
G5.B1.S2.MA1 M295103	Mathematics Departmental Leader will schedule meetings on a monthly basis and share the...	Terry, Trenton	8/22/2016	Collaborative Planning Notes/Minutes	6/2/2017 monthly
G6.B1.S1.MA1 M271724	Administrative Observation Data	Terry, Trenton	8/22/2016	Administrative Observations	6/2/2017 weekly
G6.B1.S1.A1 A275694	Accountable Talk	Terry, Trenton	8/22/2016	Professional Development System Logs and Teacher Attendance Verification	6/2/2017 quarterly
G6.B1.S1.A2 A292851	Standards Based Instruction	Disz, Tim	8/22/2016	Teacher lesson plans, Teacher formative assessments, teacher summative assessments	6/2/2017 quarterly
G3.B1.S2.MA1 M295083	Calendar of Meetings will be submitted by departmental leader. Departmental Leader will have...	Terry, Trenton	8/22/2016	Collaborative Planning Notes/Minutes	6/2/2017 monthly
G3.B1.S2.MA1 M295077	Mathematics Departmental Leader will schedule meetings on a monthly basis and share the...	Terry, Trenton	8/22/2016	Collaborative Planning Notes/Minutes	6/2/2017 monthly
G3.B1.S2.A1 A292856	Collaborative Departmental Planning	Bellon, Ricardo	8/22/2016	Teacher Attendance	6/2/2017 monthly
G4.B1.S2.MA1 M295093	Calendar of Meetings will be submitted by departmental leader. Departmental Leader will have...	Terry, Trenton	8/22/2016	Collaborative Planning Notes/Minutes	6/2/2017 monthly
G3.B1.S3.MA1 M295122	Calendar of Meetings will be submitted by Grade Level Leader. Grade Level Leader will have...	Terry, Trenton	8/22/2016	Collaborative Planning Minutes/Notes	6/2/2017 monthly
G1.B1.S1.MA1 M271704	Progress Monitoring Data will be utilized	Terry, Trenton	10/24/2016	Benchmark Assessment Data	6/2/2017 quarterly
G1.MA1 M271706	Benchmark Data	Terry, Trenton	10/24/2016	Benchmark Data	6/2/2017 quarterly
G5.B1.S1.A2 A292778	Design To Align	Bellon, Ricardo	10/26/2016	Teacher lesson plans, Benchmark Assessments, FSA Data	6/2/2017 quarterly
G3.B1.S1.A2 A292749	Design To Align	Bellon, Ricardo	10/26/2016	Teacher lesson plans, Teacher assessment data, Benchmark Data, FSA Data	6/2/2017 quarterly
G4.B1.S1.A2 A292758	Design To Align	Bellon, Ricardo	10/26/2016	Teacher lesson plans, Benchmark Assessments, FSA Data	6/2/2017 quarterly
G3.B1.S1.MA1 M271710	Progress Monitoring Data will be utilized	Terry, Trenton	10/27/2016	Benchmark Assessment Data	6/2/2017 quarterly
G5.B1.S1.MA1 M271718	Progress Monitoring Data will be utilized	Terry, Trenton	10/27/2016	Benchmark Assessment Data	6/2/2017 quarterly
G4.B1.S1.MA1 M271713	Progress Monitoring Data will be utilized	Terry, Trenton	10/27/2016	Benchmark Assessment Data	6/2/2017 quarterly
G6.MA1 M271725	Progress Monitoring	Terry, Trenton	10/27/2016	Progress Monitoring Data	6/2/2017 quarterly

Sarasota - 1391 - Suncoast Polytechnical High School - 2016-17 SIP
Suncoast Polytechnical High School

Source	Task, Action Step or Monitoring Activity	Who	Start Date (where applicable)	Deliverable or Evidence of Completion	Due Date/ End Date
G5.MA1  M271720	Benchmark Data	Terry, Trenton	10/27/2016	Benchmark Data	6/2/2017 quarterly
G4.MA1  M271715	Benchmark Data	Terry, Trenton	10/27/2016	Benchmark Data	6/2/2017 quarterly
G3.MA1  M271712	Benchmark Data	Terry, Trenton	10/27/2016	Benchmark Data	6/2/2017 quarterly
G6.B1.S1.MA1  M271723	Progress Monitoring Data will be utilized	Terry, Trenton	10/27/2016	Teacher Assessments	6/2/2017 quarterly

V. Professional Development Opportunities

Professional development opportunities identified in the SIP as action steps to achieve the school's goals.

G1. By the year 2017, students will maintain present levels of performance on the Biology EOC when more than 90% demonstrate proficiency.

G1.B1 Lack of opportunity for Collaborative planning (2 Biology Teachers on campus)

G1.B1.S1 Teachers and Staff at SPHS will work with district staff to plan for instruction and professional development beginning in October 2016

PD Opportunity 1

Accountable Talk

Facilitator

District Professional Development Department

Participants

Teachers and Staff

Schedule

Quarterly, from 8/22/2016 to 6/2/2017

G2. By the year 2017, students will maintain present levels of performance on the US History EOC when more than 90% demonstrate proficiency.

G2.B1 Lack of opportunity for Collaborative planning (1 US History Teacher On Campus)

G2.B1.S1 Teachers and Staff at SPHS will work with district staff to plan for instruction and professional development beginning in October 2016

PD Opportunity 1

Accountable Talk/Accountable Task

Facilitator

District Staff

Participants

Teachers and Staff

Schedule

Quarterly, from 8/17/2016 to 6/3/2017

G3. By the year 2017, there will be a 2% minimum increase on the FSA Geometry test for all students when less than 90% and more than 70% demonstrate proficiency

G3.B1 Lack of opportunity for Collaborative planning (1 Geometry Teacher on campus)

G3.B1.S1 Teachers and Staff at SPHS will work with district staff to plan for instruction and professional development beginning in October 2016

PD Opportunity 1

Accountable Talk

Facilitator

District Staff

Participants

Teachers and Staff

Schedule

Quarterly, from 8/22/2016 to 8/22/2016

PD Opportunity 2

Design To Align

Facilitator

Jane Brand and Virginia McClain

Participants

Teachers

Schedule

Quarterly, from 10/26/2016 to 6/2/2017

G4. By the year 2017, there will be a 2% minimum increase on the FSA Algebra I test for all students when less than 90% demonstrate proficiency.

G4.B1 Lack of opportunity for Collaborative planning (1 Algebra I Teacher on campus)

G4.B1.S1 Teachers and Staff at SPHS will work with district staff to plan for instruction and professional development beginning in October 2016

PD Opportunity 1

Accountable Talk

Facilitator

District Staff

Participants

Teachers and Staff

Schedule

Quarterly, from 8/22/2016 to 6/2/2017

PD Opportunity 2

Design To Align

Facilitator

Jane Brand

Participants

Mathematics Teachers

Schedule

Quarterly, from 10/26/2016 to 6/2/2017

G5. By the year 2017, there will be a minimum of a 4% increase on FSA Algebra II test for all students when less than 70%.

G5.B1 Lack of opportunity for Collaborative planning (2 Total Algebra II Teachers on campus)

G5.B1.S1 Teachers and Staff at SPHS will work with district staff to plan for instruction and professional development beginning in October 2016

PD Opportunity 1

Accountable Talk

Facilitator

District Staff

Participants

Teachers and Staff

Schedule

On 6/2/2017

PD Opportunity 2

Design To Align

Facilitator

Jane Brand

Participants

Mathematics Teachers

Schedule

Quarterly, from 10/26/2016 to 6/2/2017

G6. By the year 2017, there will be a minimum 2 percentage point increase on the ELA FSA for all students when 70% to 89% of the students are currently demonstrating proficiency and proficiency will be maintained for all students when more than 90% demonstrate proficiency on the ELA FSA.

G6.B1 Lack of Opportunity for collaborative grade level ELA Planning

G6.B1.S1 Teachers and Staff at SPHS will work with district staff to plan for instruction and professional development beginning in October 2016

PD Opportunity 1

Accountable Talk

Facilitator

District Staff

Participants

Teachers and Staff

Schedule

Quarterly, from 8/22/2016 to 6/2/2017

PD Opportunity 2

Standards Based Instruction

Facilitator

Catherine Coccozza

Participants

ELA Teachers

Schedule

Quarterly, from 8/22/2016 to 6/2/2017

VII. Budget

Budget Data

1	G1.B1.S1.A1	Accountable Talk	\$0.00
2	G2.B1.S1.A1	Accountable Talk/Accountable Task	\$0.00
3	G3.B1.S1.A1	Accountable Talk	\$0.00
4	G3.B1.S1.A2	Design To Align	\$1,300.00

Budget Data							
	Function	Object	Budget Focus	Funding Source	FTE	2016-17	
	1140	100-Salaries	1391 - Suncoast Polytechnical High School	General Fund		\$1,000.00	
	1140	140-Substitute Teachers	1391 - Suncoast Polytechnical High School	Title II		\$300.00	
5	G3.B1.S2.A1	Collaborative Departmental Planning					\$0.00
6	G3.B1.S3.A1	Collaborative Grade Level Planning					\$0.00
7	G4.B1.S1.A1	Accountable Talk					\$0.00
8	G4.B1.S1.A2	Design To Align					\$1,300.00
	Function	Object	Budget Focus	Funding Source	FTE	2016-17	
	1140	100-Salaries	1391 - Suncoast Polytechnical High School	General Fund		\$1,000.00	
	1140	140-Substitute Teachers	1391 - Suncoast Polytechnical High School	Title II		\$300.00	
9	G4.B1.S2.A1	Collaborative Departmental Planning					\$0.00
10	G4.B1.S3.A1	Collaborative Grade Level Planning					\$0.00
11	G5.B1.S1.A1	Accountable Talk					\$0.00
12	G5.B1.S1.A2	Design To Align					\$1,300.00
	Function	Object	Budget Focus	Funding Source	FTE	2016-17	
	1140	100-Salaries	1391 - Suncoast Polytechnical High School	General Fund		\$1,000.00	
	1140	140-Substitute Teachers	1391 - Suncoast Polytechnical High School	Title II		\$300.00	
13	G5.B1.S2.A1	Collaborative Departmental Planning					\$0.00
14	G5.B1.S3.A1	Collaborative Grade Level Planning					\$0.00
15	G6.B1.S1.A1	Accountable Talk					\$0.00
16	G6.B1.S1.A2	Standards Based Instruction					\$2,600.00
	Function	Object	Budget Focus	Funding Source	FTE	2016-17	
	1140	100-Salaries	1391 - Suncoast Polytechnical High School	General Fund		\$1,000.00	
	1140	140-Substitute Teachers	1391 - Suncoast Polytechnical High School	Title II		\$1,600.00	
Total:						\$6,500.00	